

# HILFE

HOSPITAL BEDS AND FURNITURE



# OUR PRODUCTS AND SERVICE

## HILFE

The word Hilfe means «help» in German, so we develop and manufacture medical furniture that helps doctors and medical staff in organizing treatment and patient care. Patients feel comfortable and safe while waiting for an appointment, during examination and during medical procedures.

We use modern materials and technologies in steel treatment, plastic and chipboard, which allow us to achieve the strength characteristics and functionality of our products. Behind the visual lightness of the structures lies reliability and balance. The covering and upholstery of our medical furniture meet the requirements of durability, ease of care and hygiene. Medical furniture of the Hilfe trademark meets all the requirements of state certification.



We provide warranty and post-warranty service and repair of our products.



We can deliver and install your new furniture anywhere in the country or the world using our own vehicles and trained installers.



## HOSPITAL BEDS AND FURNITURE

# TABLE OF CONTENTS

About the company	2
PROMET 30 YEARS	3
FUNCTIONAL MEDICAL BED (MB-95)	4-5
FUNCTIONAL MEDICAL BED MB-93, MB-93.1	6-7
MEDICAL BEDS MB MATRIX (BASE №1)	8-9
MEDICAL BED MB 111 1.0.1 (KM-01)	9
MEDICAL BED MB 113 1.1.2 (KM-03)	10
MEDICAL BED MB 100 1.0.1 (KM-09), MB 100 4.0.3 (KM-10)	11
MEDICAL BEDS MB MATRIX (BASE №2)	12
FUNCTIONAL MEDICAL BED MB 224 1.1.5 (KM-34)	13
FUNCTIONAL MEDICAL BED MB 234 1.1.5 (KM-11)	14
FUNCTIONAL MEDICAL BED MB 223 2.1.2 (KM-04)	15
FUNCTIONAL MEDICAL BED MB 223 1.1.5 (KM-05)	16-17
FUNCTIONAL MEDICAL BED MB 221 1.1.5 (KM-02)	18
FUNCTIONAL MEDICAL BED MB 200 1.0.5 (KM-06)	19
OPTIONS FOR BEDS	20-21
LIST OF OPTIONS	22
ADAPTIVE MECHANICAL BED MBH	23
FURNITURE FOR HOSPITAL CHAMBER	24
MEDICAL PEDESTALS MD TP	25
HOSPITAL CHAMBER TABLES MF TH	26
BEDSIDE TABLE MD SP N	26
SINGLE DOOR CLOTHES CABINETS MF LH	27
MEDICAL TRIPODS	28
USEFUL INFORMATION	29



## ABOUT PROMET

The company is constantly improving and introducing advanced technologies and equipment: reconstructions of production areas are being carried out, new production lines are being launched.

The manufacturing philosophy is based on the principles of continuous improvement.

The quality management system has been certified in accordance with the ISO 9001 international standard since September 2001 by the DNV GL Certification Company—one of the largest and most authoritative international certification organizations.

The Hilfe medical furniture brand was founded in 2013. The entire range of Hilfe brand products meets the requirements of the Ministry of Health.





**COMPANY  
FOUNDED  
IN 1991**

**30**  
YEARS

The thirty-year history of Promet company - is bright victories, hard work, overcoming crises and difficulties that have only made us stronger. We have achieved a lot - this is not only the recognition of the company in the market, but also the success of our partners. Now Promet is an extensive dealer network, the best professionals, modern equipment and well established processes.



**38 BRANCHES**



**9 FOREIGN  
BRANCHES**



**4 FACTORIES**



**EXPORT TO 76  
COUNTRIES**



**MORE THAN  
3000 JOBS**

# Functional hospital bed MB-95



CERTIFIED

For intensive care, electric



load

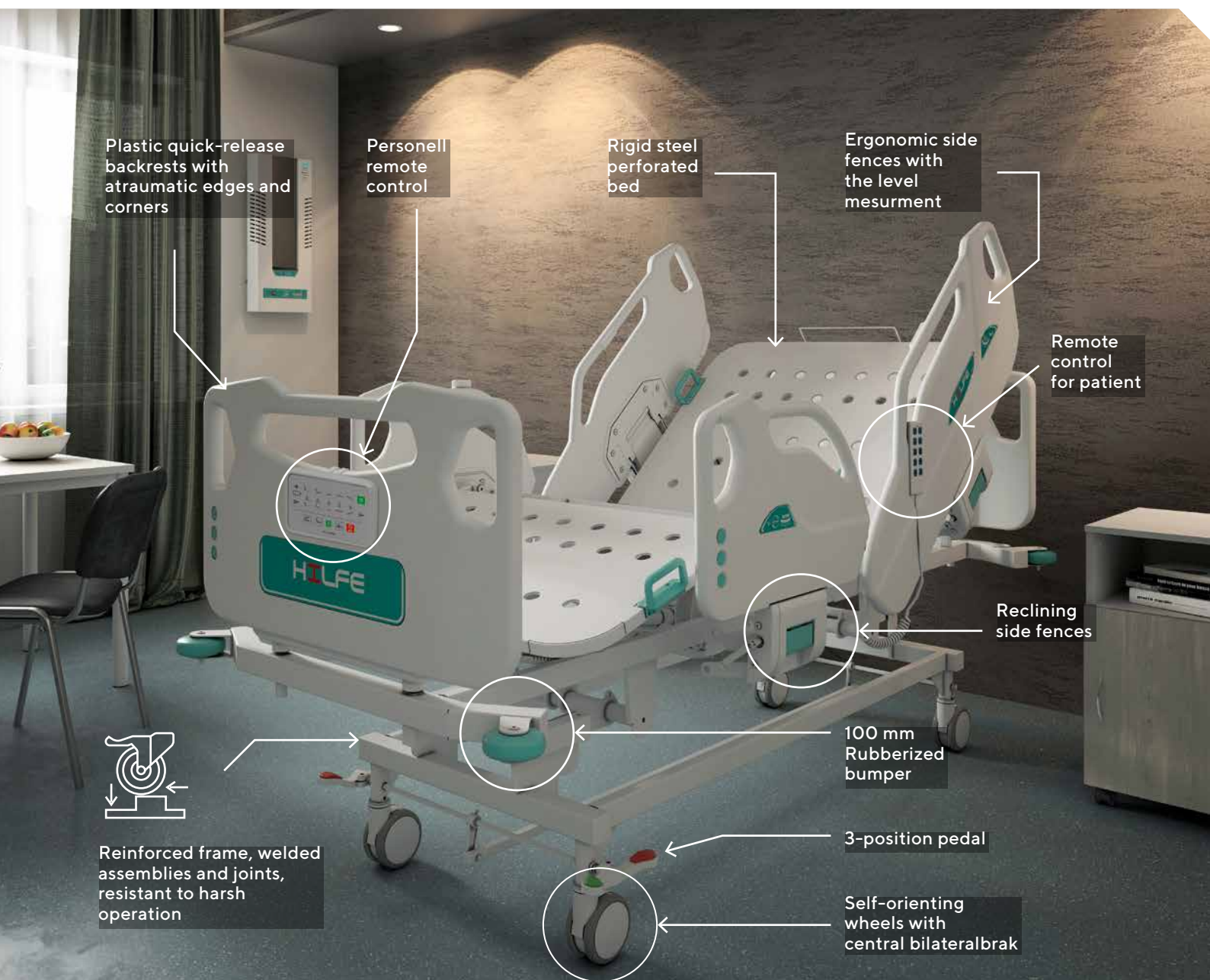


rigid  
structure



can work  
without external  
power supply

- X-ray transparent dorsal section
- Trendelenburg adjustment/Antitrendelenburg with an electric drive:  $-12^{\circ}/+12^{\circ}$
- function of a cardio seat, autocurcuit, autoregression, mechanical and electrical CPR
- limiters of the mattress frame, the function of extending the bed
- the presence of an angle gauge on the side fences
- quick-removable plastic backs and reclining side fences protective rubber bumpers
- four self-orienting wheels with a diameter of 125 mm entral brake
- remote control for medical staff and control panel for the patient
- operating voltage: 230 V, frequency 50/60 Hz (+ battery)
- internal operating voltage: 24 V
- Delivered assembled in a rigid package

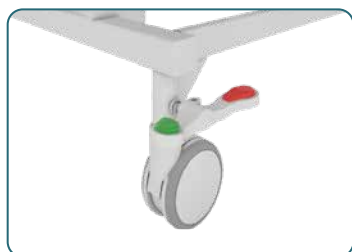




# Intensive care functional hospital bed MB-95.5

**HILFE**

A four-section medical bed with a wide range of applications. Due to its functionality, the bed can be fully used both in regular patient chambers and intensive care units. The availability of electric drives for all basic adjustments greatly facilitates the work of medical personnel and patient comfort.



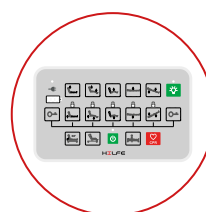

Self-orienting wheels.  
Central brake




Plastic folding side  
fences




Quick-release plastic  
backrests



Remote control  
for personel

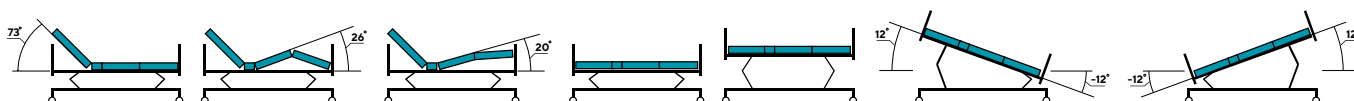


Remote control  
for patient



Length, mm	2300
Width, mm	1084
Bed height adjustment range, mm	475-795
Load, kg	250

## SCHEMES OF POSSIBLE TRANSFORMATIONS



Model/Option	MB 95.1	MB 95.2	MB 95.3	MB 95.4	MB 95.5
The dorsal section of the bed is made of X-ray transparent material	+	-	+	+	+
Bed extension - 200mm	-	+	-	+	+
Battery	-	-	+	+	+
Remote control for personell with CPR function	-	-	+	+	+
Autoregress function	-	-	-	-	+
Mechanical CPR	-	-	-	-	+

# Functional hospital bed MB 93 и MB 93.1



CERTIFIED

Four-section, electric



load



rigid  
structure



swivel wheel  
with brake

- Bed: Metal rack-and-pinion
- Reinforced section connection hinges
- Adjustment of the dorsal and hip sections using screw drives
- Leg section adjustment with the use of "rastomat"
- Quick-release backrests are made of wear-resistant impact-resistant plastic with rounded atraumatic edges and corners
- Side folding fences
- Four self-orienting wheels 125 mm, including 2 wheels with a braking device
- Impact-resistant plastic bumpers
- Plastic mattress limiters





# Functional hospital bed MB 93 и MB 93.1




CERTIFIED


Four-section, electric




Plastic backrests



Metal rack-and-pinion bed with mattress limiter



Rack-and-pinion aluminum side fences

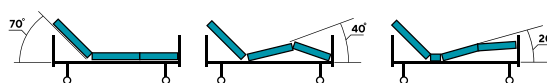


**MB 93**



Remote contro  
for MB-93


## SCHEMES OF POSSIBLE TRANSFORMATIONS



Length, mm	2236
Width, mm	994
Bed height adjustment range, mm	425-740
Section inclination	0-70° dorsal, 0-40° hip, 0-20° leg
Load, kg	250

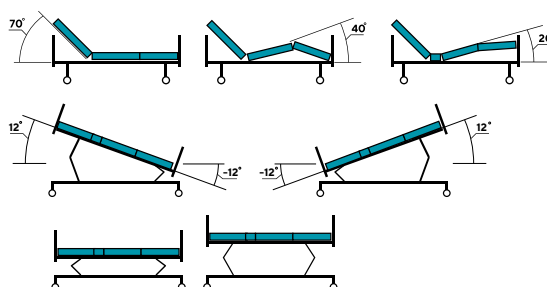


**MB 93.1**



Remote control  
for MB-93.1

## SCHEMES OF POSSIBLE TRANSFORMATIONS



The basis of the bed matrix consists of three bases. The base is the mattress frame of the future bed, on the basis of which it is possible to assemble different models of beds with different types of adjustment and the number of lifting functions. Additionally, the client can choose the type of backrest, the type of bed, legs with or without wheels, side fences.

## MECHANIC ADJUSTMENT BEDS

### BASE №1

### MB 113.1.1.2

#### TYPE OF ADJUSTMENT

- 0 no adjustment
- 1 Manual adjustment (comb)

#### NUMBER OF LIFTING FUNCTIONS

- 0 Statik bed
- 1 Dorsal
- 3 Dorsal + Hip+ Leg



#### BED TYPE

- 1 rack-and-pinion steel
- 2 Steel Perforated panel
- 3 Steel mash
- 4 steel sheet

#### WHEELS

- 0 no wheels
- 1 wheels

#### BACKRESTS

- 1 steel with legs
- 2 steel
- 3 metall with steel sheet
- 5 plastic

#### Side fences

- steel
- rack-and-pinion alluminium
- rack-and-pinion steel

MB 1 1 3 . 1 . 1 . 2

# Hospital beds MB 111.0.1 (KM-01)



CERTIFIED


BASE №1

Double-section, mechanic


- Rack-and-pinion metal bed
- Reinforced hinges
- Legs with plastic plugs
- Mechanical adjustment of headrest with «Comb» Mechanism



Steel backrests  
with legs



Rack-and-pinion metal bed  
with reinforced hinges



«Comb»



Length, mm	2084
Width, mm	906
Dorsal section inclination	0°-50°
Load, kg	200

SCHEMES OF POSSIBLE TRANSFORMATIONS





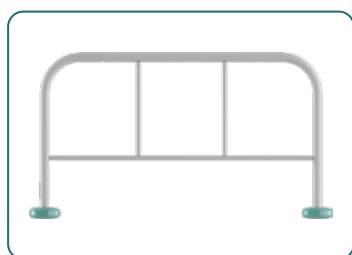
# Functional hospital bed MB 113 1.1.2 (KM-03)




CERTIFIED

Three-section, mechanic adjustment

- Rack-and-pinion metal bed
- Section adjustment: «Comb mechanism»
- Frame is made of a rectangular profile pipe of 50x25 mm and coated with epoxy powder paint
- Four self-orienting wheels with a diameter of 125 mm, including 2 wheels with a brakes
- Plastic bumpers, D=100 mm
- Steel backrests with 100 mm bumpers



Steel backrests



Rack-and-pinion metal bed with reinforced hinges

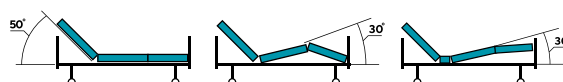


Wheels

Head-section  
«comb»Leg-section  
«comb»

Length, mm	2154
Width, mm	1002
Section inclination	0°-50° dorsal, 0°-30° hip, 0°-30° leg
Load, kg	200

## SCENES OF POSSIBLE TRANSFORMATION



# Hospital beds MB 100 1.0.1 (KM-09)

Static



CERTIFIED

BASE №1



Length, mm	2084
Width, mm	906
Hight, mm	840
Bed hight, mm	505
Load, kg	200

- Metal rack-and-pinion bed
- Steel backrests with legs
- Legs equipped with plastic lugs

SCHEMES OF POSSIBLE TRANSFORMATIONS




## Hospital beds MB 100 4.0.3 (KM-10)


Specialized



Backrests with steel sheet



Bed is a metal sheet  
with a bracket for fastening belts



Slats for fixing  
to the floor



Length, mm	2084
Width, mm	906
Hight, mm	840
Load, kg	200

- Designed for use in neuropsychiatric dispensaries and special institutions
- Bed: Steel sheet - 0.8 mm
- Welded slats on the legs provide for the possibility to fix the bed to the floor
- Backrests with with metal sheet
- Brackets (6 pcs) for fastening belts

## MECHANIC ADJUSTMENT BEDS

### BASE №2

#### TYPE OF ADJUSTMENT

- 0 No adjustment
- 2 Screw drive
- 3 Hydraulic \*\*\*


#### NUMBER OF LIFTING FUNCTIONS

- 0 Statik bed
- 1 Dorsal section \*
- 3 Dorsal + Hip+ Leg \*
- 4 Dorsal+hip+ leg+high \*\*

#### BED TYPE



1 rack-and-pinion steel



2 perforated steel sheet

#### WHEELS



0 no wheels



1 wheels

#### BACKRESTS



2 steel



5 plastic

Notice:

- \* - Only for screw drive
- \*\* - For all drives
- \*\*\* - Adjustment with hydraulic drive

### MB 234.1.1.5


250 kg



#### SIDE FENCES



steel



rack-and-pinion aluminium



rack-and-pinion steel

MB 2 3 4 . 1 . 1 . 5



# Functional hospital bed MB224.1.1.5 (KM-34)



CERTIFIED

BASE №2

Four-section, mechanic adjustment


- Bed: Metal rack-and-pinion
- Reinforced section connection hinges
- Adjustment of the dorsal and hip sections using screw drives
- Leg section adjustment with the use of "rastomat"
- Quick-release backrests are made of wear-resistant impact-resistant plastic with rounded atraumatic edges and corners
- Side folding fences
- Four self-orienting wheels 125 mm, including 2 wheels with a braking device
- Impact-resistant plastic bumpers



Adjustment handle




Plastic backrests



Metal rack-and-pinion bed with mattress limiter

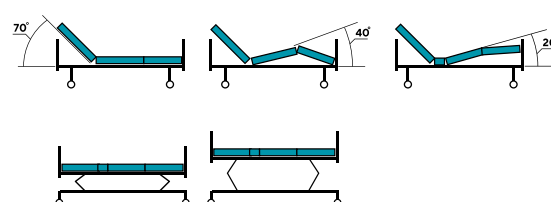


Rack-and-pinion aluminum side fences



Length, mm	2236
Width, mm	994
Bed height adjustment range, mm	486-747
Section inclination	0-70° dorsal, 0-40° hip, 0-20° leg
Load, kg	250

## SCHEMES OF POSSIBLE TRANSFORMATIONS



# Functional hospital bed MB 234 1.1.5 (KM-11)



CERTIFIED

Four-section with hydraulic drive

- Bed : Metal rack-and-pinion
- Reinforced section connection hinges
- Adjustment of the dorsal and hip sections using screw drives
- Leg section adjustment with the use of "rastomat"
- Adjusting the height of the bed with a hydraulic drive
- Quick-release backrests are made of wear-resistant impact-resistant plastic with rounded atraumatic edges and corners
- Side folding fences
- Four self-orienting wheels 125 mm, including 2 wheels with a braking device Impact-resistant plastic bumpers
- Plastic mattress limiters




Adjustment handle



Plastic backrests



Rack-and-pinion steel side fences

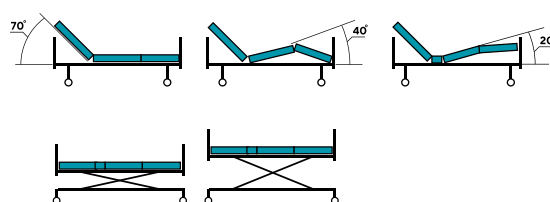


Metal rack-and-pinion bed with mattress limiter



Length, mm	2236
Width, mm	994
Bed height adjustment range, mm	540-855
Section inclination	0-70° dorsal, 0-40° hip, 0-20° leg
Load, kg	250

## SCHEMES OF POSSIBLE TRANSFORMATIONS



# Functional hospital bed MB 223 2.1.2 (KM-04)



CERTIFIED


BASE №2

Four-section, mechanic adjustment


- Bed - Perforated steel sheet
- Reinforced hinges
- Dorsal and hip section adjustment using screw mechanic drive
- Leg section adjustment by use of "Rastomat"
- Steel backrests with plastic bumpers D=100mm
- Plastic mattress limiters



Adjustment  
handle



Steel backrests



Bed - Perforated steel sheet with  
plastic mattress limiters

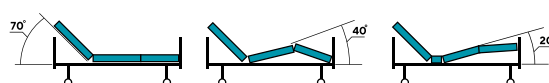


Wheels



Length, mm	2231
Width, mm	972
Section inclination	0-70° dorsal, 0-40° hip, 0-20° leg
Load, kg	250

SCHEMES OF POSSIBLE TRANSFORMATIONS





# Functional hospital bed 223 1.1.5 (KM-05)



CERTIFIED

Four-section, mechanical



load

rigid  
structureswivel wheel  
with brake

- Bed: Rack-and-pinion
- Reinforced hinges
- Dorsal and hip section adjustment using screw mechanic drive
- Leg section adjustment by use of "Rastomat"
- Quick-release backrests are made of impact-resistant plastic with rounded atraumatic edges and corners
- Aluminum rack-and-pinion side fences
- Four self-orienting wheels with a diameter of 125 mm, including 2 wheels with a brakes
- Impact-resistant plastic bumpers
- Plastic mattress limiters



# Functional hospital bed **MB 223 1.1.5 (KM-05)**



CERTIFIED

**HILFE**


Four-section, mechanical



Adjustment  
handle




Plastic backrests



Metal rack-and-pinion bed with  
mattress limiter

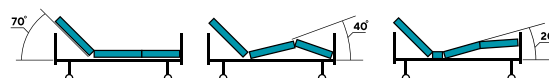


Rack-and-pinion  
aluminum side fences



Length, mm	2236
Width, mm	994
Section inclination	0-70° dorsal, 0-40° hip, 0-20° leg
Load, kg	250

## SCHEMES OF POSSIBLE TRANSFORMATIONS




# Functional hospital bed MB 221 1.1.5 (KM-02)




CERTIFIED

Double-section, mechanical


- Metal rack-and-pinion bed
- Dorsal section adjustment using mechanic screw drive
- Frame is made of profile pipe and coated with epoxy powder paint
- Quick-release plastic backrests made of impact-resistant plastic with rounded atraumatic edges and corners
- Protective plastic bumpers
- Four self-orienting wheels with a diameter of 125 mm, including 2 wheels with brakes
- Plastic mattress limiters




Plastic backrests



Metal rack-and-pinion bed with mattress limiter

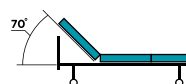


Rack-and-pinion aluminum side fences



Length, mm	2236
Width, mm	994
Dorsal section inclination	0°-70°
Load, kg	250

## SCHEMES OF POSSIBLE TRANSFORMATIONS





# Hospital beds

## MB 200 1.0.5 (KM-06)




CERTIFIED

BASE №2

Stationary

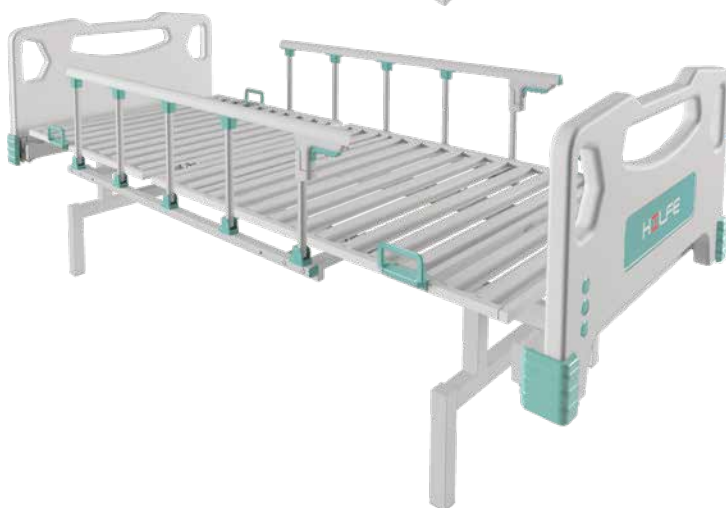
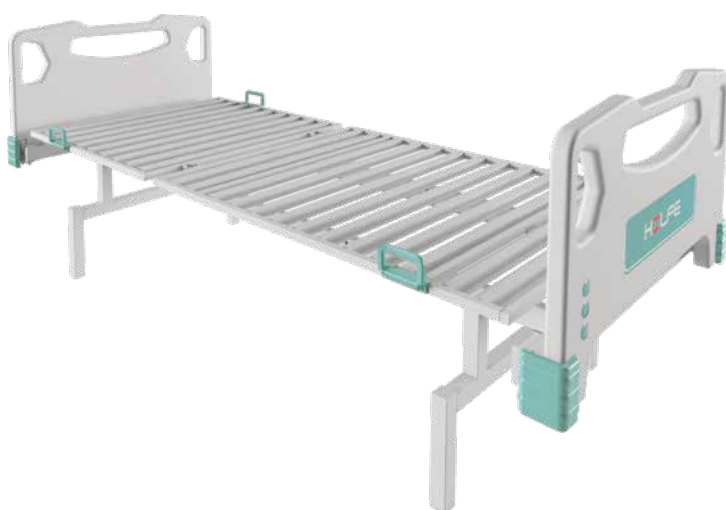
- Metal rack-and-pinion bed with mattress limiter
- Frame is made of profile pipe and coated with epoxy powder paint
- Quick-release backrests, made of impact-resistant plastic with rounded atraumatic edges and corners
- Protective impact-resistant plastic bumpers
- Plastic mattress limiters
- Legs with plastic plugs



Metal rack-and-pinion bed  
with mattress limiter



Plastic backrests




Length, mm	2236
Width, mm	994
Load, kg	250

SCHEMES OF POSSIBLE TRANSFORMATIONS



## MEDICAL TRIPOD MBS-01 (KM MSH-2)



- MBS-01: 2 bottle holders (internal l=85 mm, Lower- 43 mm) and 2 hooks for infusion packages

Hight, mm	1075-1815
Width, mm	251
Depth, mm	92
Weight, kg	1.3

## MEDICAL TRIPOD MBP-03 (KM MSH-1)



- MBP-03: 2 holders (internal d=90 mm, lower d= 45 mm) and 2 hooks for infusion packages

Hight, mm	1000-1700
Width, mm	267
Depth, mm	192
Weight, kg	1.6

## URINAL POT AND SHOE RACK MBV-01 (KM)



Hight, mm	34
Width, mm	610
Depth, mm	344
Weight, kg	2.5

- Used for storing urinal pots or shoes
- Coating: epoxy powder paint; resistant to shocks, chips, disinfection treatment by wiping

## MATTRESS WITH COVER NPV 8242



Hight, mm	2000
Width, mm	900
Depth, mm	100
Weight, kg	4


- Mattress with polyurethane foam elastic filler, density 20 kg/m<sup>3</sup>
- Special recesses - grooves applied on one side of the filler cloth, at an equal distance from each other, make the mattress universal for multifunctional beds, closes with a zipper
- Can be washed, boiled, ironed, treated with any disinfectants, except chlorine and aldehyde containing (by irrigation and wiping the outside of the cover). Withstands temperature treatment (dry and wet) up to 95°C

## MATTRESS WITH COVER NPV 8245



Hight, mm	2000
Width, mm	900
Depth, mm	140
Weight, kg	6.6

## SIDE FENCES MBA-03 (KM 1)



FOLDABLE ALLUMINIUM (PAIR)

- 2 fixed positions

Length, mm	1253
Hight, mm	353

## SIDE FENCES MBS-02 (KM 2)




FOLDABLE STEEL (PAIR)

- 2 fixed positions

Length, mm	1645
Hight, mm	506

## SIDE FENCES MBM-06 (KM 3)



LOWERED STEEL (PAIR)

- 2 fixed positions

Length, mm	1120
Hight, mm	410

## BED TABLE MB

- Made of light grey color plastic
- The table surface is straight for a stable position of dishes with food or medicines
- The design of the table allows you to treat it with all disinfectants



## ROD FOR SUSPENDED SUPPORTS

- Coating is wear-resistant, the color is white
- Max Load is 100kg

## BALKAN FRAME

- The adjustment step of the longitudinal rod is 150 mm
- Resistant coating, Max load is 100kg
- Color : white

## MBR-01 (MD 1) MBR-02H (MD 2)



Hight, mm	1270
Width, mm	570
Depth, mm	38
Weight, kg	4.4

## MBF-01 (KMH) MBF-02H (KM)

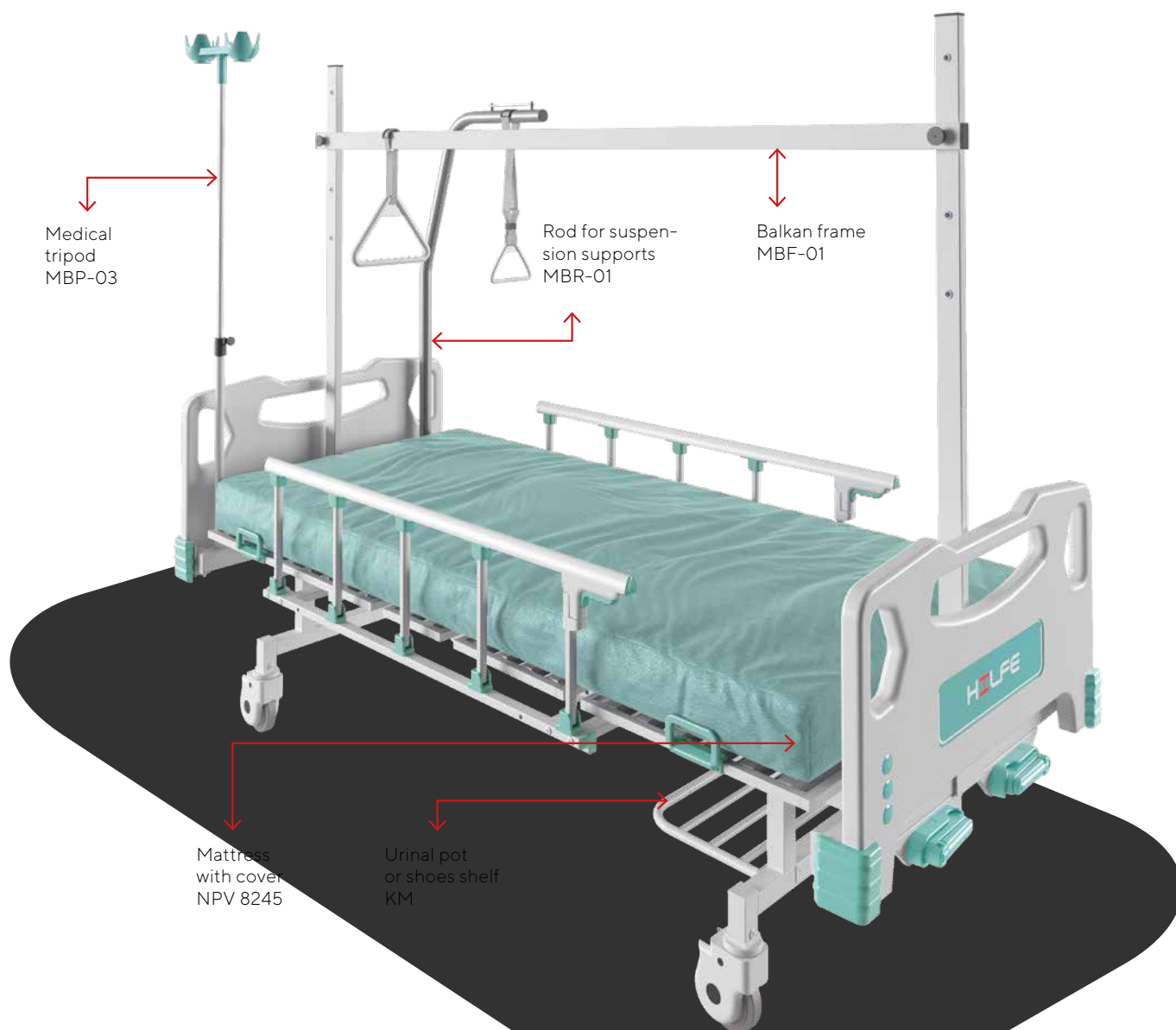


Hight, mm	1400
Width, mm	2191
Depth, mm	56
Weight, kg	11.5

# TOPTIONS LIST

Модель	Side fences			Rod for suspended supports		Balkan frame		Tripod MBP-03 KM-МШ-1)/ MBS-01 (KM МШ-2)	Urinal pot MBV-01 (KM)	Matress with cover NPV 8242/8245	Bad table MB*
	MBA-03 (KM 1)	MBS-02 (KM 2)	MBM-06 (KM 3)	MBR-02H (МД 2)	MBR-01 (МД 1)	MBF-01 (KMH)	MBF-02H (KM)				
MB 111.1.0.1 (KM-01)	+	+	+	+			+			+	
MB 221.1.1.5 (KM-02)	+	+	+		+	+		+	+	+	+
MB 113.1.1.2 (KM-03)	+	+	+	+			+			+	
MB 223.2.1.2 (KM-04)	+	+	+		+	+		+	+	+	
MB 223.2.1.5 (KM-05)	+	+	+		+	+		+	+	+	+
MB 200.1.0.5 (KM-06)	+	+	+		+	+		+	+	+	
MB 100.1.0.1 (KM-09)	+	+	+	+			+			+	
MB 100.4.0.3 (KM-10)	+	+	+							+	
MB 234.1.1.5 (KM-11)	+	+	+		+	+		+		+	
MB 93	+	+	+		+	+		+	+	+	+
MB 93.1	+	+	+		+	+		+		+	+
MB 95					+			+		+	
MB 95.1					+			+		+	
MB 95.2					+			+		+	
MB 95.3					+			+		+	
MB 95.4					+			+		+	
MB 95.5					+			+		+	

\* The bed table can also be installed on any bed, with fences MBA-03 and MBM-06





# Adaptive mechanical bed with toilet device MBH



CERTIFIED

Nine-Sections, mechanical

- Bed: perforated metal sheet
- 9 adjustable sections
- The function of lifting the back and head
- Leg lifting function
- Hip lifting function
- Shin lifting function
- Cardio chair function
- The side flip function is performed by rotating the screw drive

- Toilet device
- 4 self-orienting closed wheels, 2 equipped with individual brakes, diameter 125 mm
- Max load - 200kg
- Standard equipment of the bed: a bathtub for washing the head with a drain; urinal pot, mattress
- Options: medical tripod MBS-01, MAR-03; rod for suspension of hand supports MBR-01; bedside table MV



Adjustment handle



Laminated Chipboard back-rests. Color: white wood



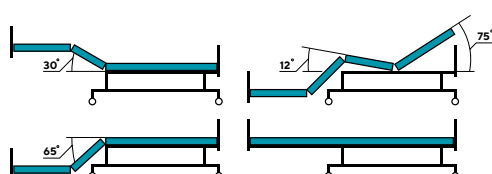
Bathtub for washing the head



Plastic urinal pot



SCEMES OF POSSIBLE TRANSFORMATION



Dimensions LxWxH, mm	2160x860x990
Bed height, mm	2000x900
Bed dimensions, mm	500
Section inclination	0-75° dorsal 0-65° hip (Lower position) 0-30° hip (upper position) 0-12° Hip lifting
Load, kg	0-35° section lift when turning 200

# FURITURE FOR PATIENT CHAMBERS

High demands are placed on the production of medical equipment. This furniture is different from everyday models. Unlike the home conditions of furniture, its use requires high resistance to wear. It will be admitted to a medical institution only after the issuance of a mandatory registration certificate.

Furniture for hospital rooms is not changed very often, so the requirements for quality and durability are high.

- Made of 0.8 mm thick steel and high-quality 16 mm chipboard, the 2 mm thick laser edge with
- Resistance to high humidity, temperature changes in the room and mechanical damage
- Easy maintenance of furniture – does not require much effort and effort during daily maintenance. For wet cleaning of chipboard furniture, the use of all standard disinfectants is allowed
- Beautiful appearance and long service life



# MOBILE HOSPITAL PEDESTALS MD TP

**HILFE**

Medical pedestals are designed for storing personal belongings, clothes and documents. Also can be used for medical instruments, small equipment or as a side piece of furniture at a desk or bed.



CERTIFIED

- pedestals are equipped with wheels made of unmarked gray rubber, two front equipped with brakes
- Drawer with ball-bearing slides

**FACADES AND  
TOPS COLOR:**



White wood  
(Base)


**BODY  
COLOR:**



**RAL 9003\***



Drawer with ball-bearing slides  
and closer



Two front wheels  
with brakes

## MD TP-6



Hight, mm	720
Width, mm	420
Depth, mm	490
Weight, kg	20

## MD TP-7



Hight, mm	720
Width, mm	420
Depth, mm	490
Weight, kg	16

## MD TP-8



Hight, mm	720
Width, mm	420
Depth, mm	490
Weight, kg	26

## MD TP-9



Hight, mm	890 (1250)**
Width, mm	647
Depth, mm	508
Weight, kg	23

Bedside table with a turntable (the angle of rotation of the table is 360°). The upper compartments a drawer with ball-bearing slides; the lower compartment has a door and a shelf. The wheels are made of unmarked grey rubber.

\* Powder coating (non-toxic, fireproof, resistant to impact, chipping and exposure to chlorine-containing preparations during daily maintenance and cleaning)

\*\* Height with the table maximum raised

# PATIENT CHAMBER TABLE

## MF TH, МД SPN

Steel frame based tables are designed for the arrangement of patient rooms in hospitals, hospitals, clinics and other medical institutions. Promotes the rational use of space and the creation of comfortable conditions for eating, reading, working on mobile devices.

- Rigid steel frame. The legs are made of round-profile pipe d=51mm. Steel thickness -1,5 mm
- Tabletop is made of 16mm or 25 mm Laminated chipboard, laser edge 2 mm thick with a polymer functional layer, provides a zero seam effect and improves moisture resistance and heat resistance of chipboard elements

**BODY  
COLOR:**



**RAL 9003\***



**RAL 9007\***

**TABLETOP  
COLOR:**



White



Blue



White wood

### MF TH-85.16S



Hight, mm	741
Width, mm	850
Depth, mm	750
Weight, kg	18

### MF TH-85.25S



Hight, mm	750
Width, mm	850
Depth, mm	750
Weight, kg	21

## СТОЛ ПРИКРОВАТНЫЙ МД SP N



790-1150 mm



Wheels with grey non-marked rubber



**CERTIFIED**

Hight, mm	790-1150
Width, mm	700
Depth, mm	410
Load, kg	20
Weight, kg	12

**BODY  
COLOR:**



**RAL 9003\***

- telescopic stand, mechanical height adjustment with clamping screw
- two tabletops (one swivel) are made of 16 mm thick chipboard with sides around the perimeter of the countertop with a height of 5 mm
- the table is equipped with four wheels made of non-marking grey rubber with a diameter of 50 mm, two of which are equipped with a brake

\* Powder coating (non-toxic, fireproof, resistant to impact, chipping and exposure to chlorine-containing preparations during daily maintenance and cleaning)



# CLOTHS CABINETS

## MF LH



CERTIFIED

Designed for storing work and personal clothes and things in hospitals, maternity hospitals, medical hospitals and other premises.

- The Body of the cabinets is made of chipboard with a thickness of 16 mm with an edge of 0.4 mm and are connected by eccentric ties, which ensures high rigidity of the structure
- Rear wall, front panels and doors are made of 16mm chipboard, a laser edge with a thickness of 2 mm with a polymer functional layer, provides a zero seam effect and improves the moisture resistance and heat resistance of the face elements
- Ergonomic steel door handles
- Doors with an opening angle of 110 degrees, smooth and silent running. The door hinges have passed the test, at least 80.000 opening cycles
- Shelves made of 16mm chipboard. The shelves holders are rigid and reliable. Max. Load per shelf is 30 kg
- Cabinets are mounted on chrome supports with height adjustment, H 100 mm, diameter 50 mm

**DOORS  
COLOR:**



White



Blue



White wood

**BODY  
COLOR:**



White

### MF LH-1 1940.1



### MF LH-2 1980



Model	External dimensions HxWxD, mm	Picking	Weight, kg
CLOths cabinet MF LH-1 1940.1	1926x400x550	5 shelves	45
CLOths cabinet MF LH-2 1980 White (Plinth)	1926x800x550	Vertical partition. The upper non-removable shelf, the entire width of the cabinet, in one compartment there are 4 shelves (3 removable), in the second compartment there is a non-removable 1 shoe shelf, a crossbar for hangers	86
CLOths cabinet MF LH-2 1980 Blue (Chrome legs)	1926x800x550		83
CLOths cabinet MF LH-2 1980 White wood (Chrome legs)	1926x800x550		83

# MEDICAL TRIPODS



CERTIFIED

Mobile medical tripods for intravenous infusions are designed to carry vials and disposable systems with medicinal solutions used during medical procedures. Dismountable structure consisting of a rack with bottle holders/ hooks, a base and wheels.

- The rack is made of steel pipe
- Base beams are made of polyamide; the base is dismountable
- Plastic wheels d=50 mm
- Nominal Load-up to 10 kg

BODY  
COLOR:



RAL 9003\*



**MEDICAL  
TRIPOD MDP-01  
(KM SHDV)**



2 bottle holders (internal= 85 mm, Lower- 43 mm) and 2 hooks for infusion packages

Hight, mm	1190-1900
Width, mm	592
Depth, mm	592
Load, kg	10
Weight, kg	2



**MEDICAL  
TRIPOD MDS-01  
(KM SHDV-1)**




2 holders (internal d=90 mm, lower d= 45 mm) and 2 hooks for infusion packages

Hight, mm	1130-1810
Width, mm	592
Depth, mm	592
Load, kg	10
Weight, kg	2.3



Bottle holders




- Dismountable structure
- Package -paperboard

\* Powder coating (non-toxic, fireproof, resistant to impact, chipping and exposure to chlorine-containing preparations during daily maintenance and cleaning)

# USEFUL INFORMATION

Article	Name	Package dimensions (WxDxH), mm	Number of boxed, pcs.	Gross weight, kg	Net weight, kg
HOSPITAL BEDS KM SERIES					
S26599100102	Hospital bed MB 111 1.0.1 (KM-01)	2060x935x125	1	34	30
S26599100202	Hospital bed MB 221 1.1.5 (KM-02)	2200x1040x180 / 980x570x120	2	65 / 8	70
S26599100302	Hospital bed MB 113 1.1.2 (KM-03)	2060x935x135	1	59	55
S26599100402	Hospital bed MB 223 2.1.2 (KM-04)	2210x1045x180 / 960x570x135	2	68 / 7	75
S26599100502	Hospital bed MB 223 1.1.5 (KM-05)	2200x1030x180 / 955x570x135	2	66 / 8	70
S26599100602	Hospital bed MB 200 1.0.5 (KM-06)	2210x970x150 / 980x570x120	2	41 / 7	45
S26599100902	Hospital bed MB 100 1.0.1 (KM-09)	2035x945x140	1	37	35
S26599101002	Hospital bed MB 100 4.0.3 (KM-10)	2035x940x140	1	47	45
S26599101102	Hospital bed MB 234 1.1.5 (KM-11)	2320x1210x800	1	170	115
S26599100802	Hospital bed MB 224.1.1.5 (KM-34)	2250x1040x400	1	118	106
S26599100702	Hospital bed serie MB 93	2140x1025x185 / 1030x675x215	2	66 / 9	70
S26599451000	Hospital bed serie MB 95	2320x1210x800	1	217	129
OPTIONS FOR BEDS KM SERIES					
S26599102802	Rod for suspension of hand supports MBR-01 (MD 1)	1330x590x50	1	4.7	4.4
S26599102301	Side fences MBA-03 (KM 1)	1530x150x65	1	6.5	5
S26599102303	Side fences MBS-02 (KM 2)	1770x300x9,5	1	14	12.4
S26599102302	Side fences MBM-06 (KM 3)	1030x380x30	1	5.5	5
S26599102002	Balkan frame MBF-01 (KMH)	2250x250x90	1	12.1	11.5
S26599102602	Stand for urinal pot MBV-01 (KM)	620x400x40	1	2.8	2.5
S26599102200	Medical tripod MBS-01 (KM МШ-2)	1100x250x95	1	1.7	1.3
S26599102702	Medical tripod MBP-03 (KM МШ-1)	1050x200x200	1	2	1.6
HOSPITAL BEDSIDE PEDESTALS MD TP					
S26199404601	Pedestal МД ТП-6	420x490x720	1	20	18,6
S26199404701	Pedestal МД ТП-7	420x490x720	1	16	15,8
S26199404801	Pedestal МД ТП-8	420x490x720	1	26	21,4
MEDICAL CABINETS FOR CLOTHES MADE OF CHIPBOARD					
S39399101401	Cloths cabinet MF LH-2 1880	1830x565x110 / 800x585x100	2	51/21	67
S39399101501	Cloths cabinet MF LH-2 1980 White	1850x575x95 / 1990x440x110 / 820x525x90	3	44/44.4/4.2	86
S39399101507	Cloths cabinet MF LH-2 1980 Blue	1850x575x95 / 1990x440x110 / 820x525x90	3	44/44.4/4.2	83
S39399101585	Cloths cabinet MF LH-2 White wood	1850x575x95 / 1990x440x110 / 820x525x90	3	44/44.4/4.2	83
S39399101601	Cloths cabinet MF LH -1 1940	2015x565x75	1	41.3	39,6
S39399101602	Cloths cabinet MF LH-1 1940.1	2015x565x90	1	46.7	45,4

WARRANTY: 2 YEARS



IF YOU HAVE ANY QUESTIONS, PLEASE CONTACT OUR REPRESENTATIVE